




NEARPOD

Nearpod is an app that allows teachers to create or assign interactive and engaging lessons.



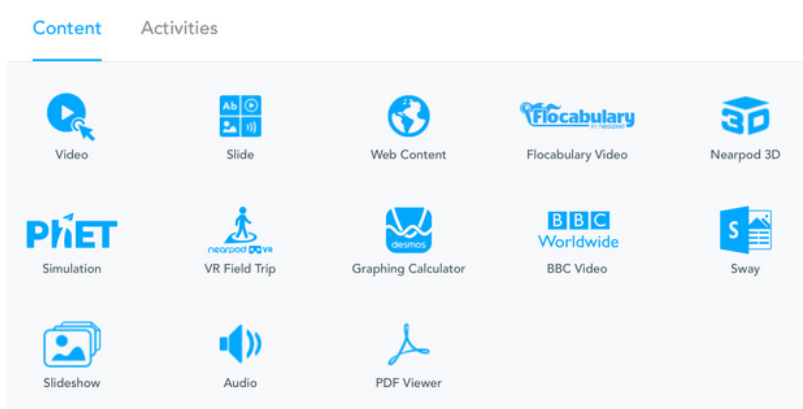
ACCESSING LESSONS

Nearpod does not have a student login. Teachers can provide access to lesson in a variety of ways. Your teacher might give you a code, you can enter it right on the app.

Teachers can also provide a direct link to the lesson, you can just click that to access lesson.

Finally, teachers might assign a Nearpod lesson right to your Schoology course.

TYPES OF CONTENT



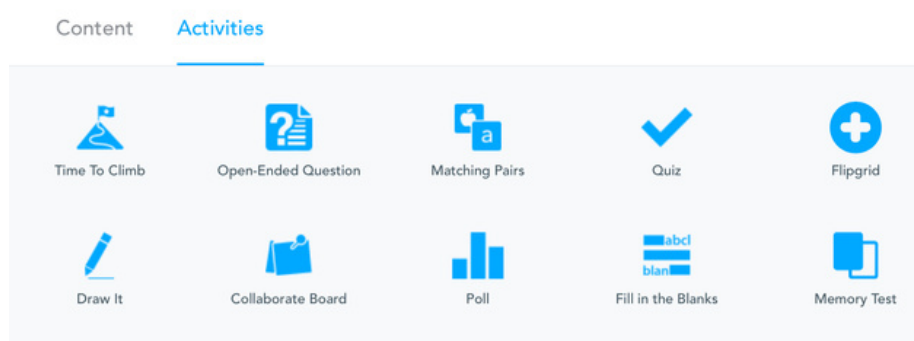
There are many types of content that Nearpod uses to create engaging lessons.

Whether your teacher uses a lesson found within Nearpod or creates their own, there are many ways to get engaging content to students.

TYPES OF ACTIVITIES

Nearpod lessons have a variety of possible activities teachers can use to check for understanding.

These activities allow teachers to use or make lessons more interactive.

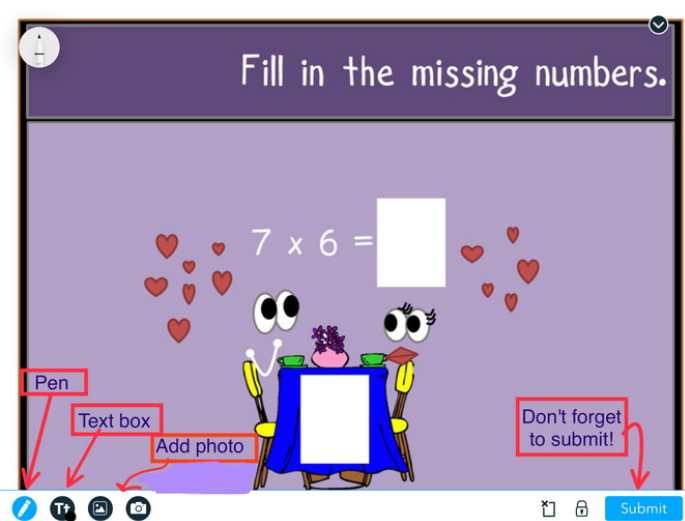


TOOLS


On certain slides, you will be able to write or draw. Students have access to pens, adding textboxes or photos to a slide.

Tap the tool you wish to use and follow the directions given on the activity.

Remember to always tap Submit so that the teacher can see your work.



NEARPOD



Download the app from Self Service or ask your teacher for more information